

# 2500 Series 2506C-E15TAG2

478 kWm at 1500 rpm  
490 kWm at 1800 rpm



The 2500 Series engine has been developed using the latest engineering techniques and builds on the strengths of the already very successful 2000 Series family and addresses today's uncompromising demands within the power generation industry. Developed from a proven heavy-duty industrial base these products offer superior performance and reliability.

The 2506C-E15TAG2 is a turbocharged and air-to-air charge-cooled, 6 cylinder diesel engine. Its premium features provide economic and durable standby duty, exceptional power-to-weight ratio resulting in exceptional fuel consumption and low gaseous emissions and advanced overall performance and reliability making this the prime choice for today's power generation industry.

## Economic power


- Mechanically operated unit fuel injectors with advanced electronic control, combined with carefully matched turbocharging, give excellent fuel atomisation which leads to exceptional low fuel consumption

## Reliable power

- Developed and tested using the latest engineering techniques and finite element analysis for high reliability
- Low oil usage and low wear rates
- High compression ratio ensures clean rapid starting in all conditions
- Perkins global product support is designed to enhance the customer experience of owning a Perkins powered machine. We deliver this through the quality of our distribution network, extensive global coverage and a range of Perkins supported OEM partnership options. So whether you are an end-user or an equipment manufacturer our engine expertise is essential to your success

## Compact, clean and efficient power

- Exceptional power to weight ratio and compact size gives optimum power density for ease of installation and more cost effective transportation
- Designed to provide excellent service access for ease of maintenance



## Product support

- Perkins actively pursues product support excellence by ensuring our distribution network invest in their territory – strengthening relationships and providing more value to you, our customer
- Through an experienced global network of distributors and dealers, fully trained engine experts deliver total service support around the clock, 365 days a year. They have a comprehensive suite of web based tools at their fingertips covering technical information, parts identification and ordering systems, all dedicated to maximising the productivity of your engine
- Throughout the entire life of a Perkins engine, we provide access to genuine OE specification parts and service. We give 100% reassurance that you receive the very best in terms of quality for lowest possible cost .. wherever your Perkins powered machine is operating in the world


*Certified against the requirements of EU 2007 legislation for non-road mobile machinery, powered by constant speed engines (EU 97/68/EC Stage II)*

Engine Speed (rev/min)	Type of Operation	Typical Generator Output (Net)		Engine Power			
				Gross		Net	
		kVA	kWe	kWm	bhp	kWm	bhp
1500	Prime Power	500	400	451	605	435	583
	Standby Power	550	440	495	664	478	641
1800	Prime Power	500	400	458	615	435	583
	Standby Power	563	450	514	689	490	657

# 2500 Series 2506C-E15TAG2 Diesel Engine – Electropak



478 kWm at 1500 rpm  
490 kWm at 1800 rpm



## Standard Electropak specification

### Air inlet

- Mounted air filter

### Fuel system

- Mechanically actuated electronically controlled unit fuel injectors with full authority electronic control
- Governing to ISO 8528-5 class G3 with isochronous capability
- Replaceable 'Ecoplus' fuel filter elements with primary filter/water separator
- Fuel cooler

### Lubrication system

- Wet sump with filler and dipstick
- Full-flow replaceable 'Ecoplus' filter
- Oil cooler integral with filter header

### Cooling system

- Gear-driven circulating pump
- Mounted belt-driven fan
- Radiator supplied loose incorporating air-to-air charge cooler
- System designed for ambients up to 50°C

### Electrical equipment

- 24 volt starter motor and 24 volt 70 amp alternator with DC output
- ECM mounted on engine with wiring looms and sensors
- 3 level engine protection system

### Flywheel and housing

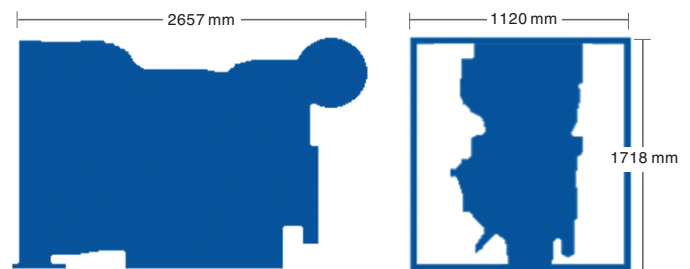
- High inertia flywheel to SAE J620 size 14
- SAE ½ flywheel housing

### Mountings

- Front engine mounting bracket

## Optional equipment

- 110 volt/240 volt immersion heater
- Additional speed sensor
- Temperature and pressure sensors for gauges
- Air filter rain hood
- Twin starters/facility for second starter
- Tool kit
- Additional manuals
- Closed circuit crankcase ventilation system



Engine Speed	Fuel Consumption			
	1500 rev/min		1800 rev/min	
	g/kWh	l/hr	g/kWh	l/hr
Standby	207	114	201	114
Prime Power	211	106	199	100
75% of Prime Power	215	81	204	77
50% of Prime Power	220	55	217	55

## General data

Number of cylinders .....	6
Cylinder arrangement .....	Vertical in-line
Cycle.....	4 stroke
Induction system .....	Turbocharged and air-to-air charge cooled
Combustion system.....	Direct injection
Cooling system.....	Water-cooled
Bore and stroke.....	137 mm x 171 mm
Displacement .....	15 litres
Compression ratio .....	16:1
Direction of rotation .....	Anti-clockwise, viewed on flywheel
Total lubrication system capacity.....	62 litres
Total coolant capacity .....	58 litres
Dimensions – Length .....	2657 mm
Width .....	1120 mm
Height .....	1718 mm
Dry weight (Electropak) .....	1,633 kg

Final weight and dimensions will depend on completed specification